

LANGPAI













USB-C docking expert!

USER MANUAL

HRV-231

12 in 1 Multi-functional
USB-C Bracket Docking Station

Product Features

-  1. The industry's 1st bracket docking design, best companion for desktop.
-  2. Ergonomic supporting angle, comfortable to use & not easy to get fatigue.
-  3. Super-long C to C flat cable for signal transmission, free from bondage & easy to use.
-  4. Powerful PD fast charging, unstop playing with more fun.
-  5. HDMI video output, support 4K/30Hz maximum.
-  6. VGA video output, support 1080P display.
-  7. Support MST function for VGA & HDMI with 1080P display.
-  8. Support 3.5mm audio output, more convenient to listen to music.
-  9. Provide 1000M wired network connection, more faster & stable data transmission.
-  10. Multiple USB interface, connect more peripherals.
-  11. TF & SD card reader with USB 3.0 speed for faster read, write & store.
-  12. Front power indicator to monitor power status.

Package Contents

1. USB-C bracket docking station x 1
2. User manual x 1

System Requirements

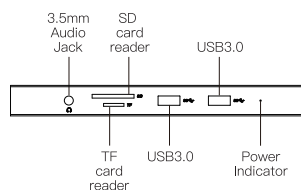
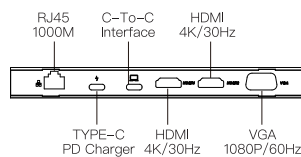
1. OS: WIN7/WIN8/WIN10/MAC, Drive free, Plug & play.
2. Devices with USB-C interface(Support charging, data & DP ALT mode).

Installation Steps

1. Take out product, Connect one end of the C-To-C flat cable to docking station where with symbol ().
2. Connect other devices you need, and connect the PD cable to docking station where with symbol ().
3. Connect the other end of the C-To-C flat cable to the full-function USB-C interface of a Computer or other device.
4. The driver will be installed automatically by PC or other device, and all connected devices ready to work after that.

Technical Parameters

1. Working Voltage: 5±0.5V
2. Working Current: ≤3A
3. TYPE-C: Support PD faster charging.
4. USB3.0: 4 Ports,
(Support USB2.0/3.0 devices)
5. HDMI 1: 4K/30HZ
6. HDMI 2: 4K/30HZ
7. VGA: 1080P/60HZ
8. Audio: Standard 3.5mm Audio Jack
9. Card Reader: TF & SD 1pc each
10. RJ45: 1000M Ethernet
11. Cable: C-To-C flat cable 40cm,
Connect the devices that with USB-C port(support charging, data & DP ALT MODE function).
12. Supporting Angle: $\angle 18^{\circ} \pm 1^{\circ}$
13. Product Weight: 440g±10g
14. Product Dimension:
220.2*250.2*25.2mm±1mm
(Support Max 15 inch MacBook)



Warm Tips

1. The USB-C interface on PC has to support CHARGING, DATA & DP ALT mode, or some of the functions maybe NOT WORKING!
2. TF & SD card reader can work at the same time.
3. When HDMI & VGA work at the same time, the resolution is 1080p/60Hz.
4. External PD power adapter must use original one or the one with compliance.

Disclaimer

We've tried our best to make sure all the information contained in this user manual are correct & clear, we take no any responsibilities if there's any mistake on it. And we keep the right to change or update the contents, hardware & software mentioned herewith without any prior notice.